

January 2003

## Globalization and E-Commerce I: Factors Affecting E-Commerce Diffusion in China

Zixiang (Alex) Tan

Syracuse University, ztan@syr.edu

Wu Ouyang

Chinese Academy of Social Sciences

Follow this and additional works at: <https://aisel.aisnet.org/cais>

---

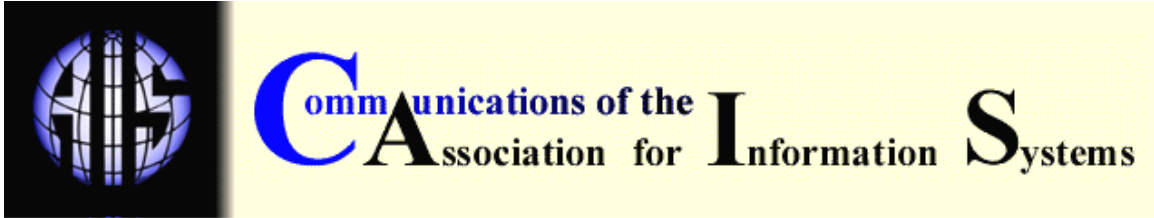
### Recommended Citation

Tan, Zixiang (Alex) and Ouyang, Wu (2003) "Globalization and E-Commerce I: Factors Affecting E-Commerce Diffusion in China," *Communications of the Association for Information Systems*: Vol. 10 , Article 2.

DOI: 10.17705/1CAIS.01002

Available at: <https://aisel.aisnet.org/cais/vol10/iss1/2>

This material is brought to you by the AIS Journals at AIS Electronic Library (AISeL). It has been accepted for inclusion in Communications of the Association for Information Systems by an authorized administrator of AIS Electronic Library (AISeL). For more information, please contact [elibrary@aisnet.org](mailto:elibrary@aisnet.org).



## GLOBALIZATION AND E-COMMERCE I: FACTORS AFFECTING E-COMMERCE DIFFUSION IN CHINA

**Zixiang (Alex) Tan**

*School of Information Studies*

*Syracuse University*

[ztan@syr.edu](mailto:ztan@syr.edu)

**Wu Ouyang**

*CIIED*

*Chinese Academy of Social Science*

### ABSTRACT

- China<sup>1</sup> is a large economy with a large absolute gross domestic product (GDP). However, its huge population brings its GDP and wealth level per capita way below developed countries and in-line with many developing countries.
- Between 1990 and 2001, China's economy experienced rapid growth (7-8% on average) as did its telecommunications, information technology (IT) and Internet infrastructures (50% - 200% on average). Its large population brings the penetration rates of these infrastructures way below developed countries and a little higher than many developing countries.
- China's infrastructure is characterized by "disparities" among geographic areas, demographics, and firm size. Large cities and economically advanced coastal provinces enjoy much better infrastructure and many more Internet users than remote and economically poorer provinces. Large enterprises have bigger IT budgets and better-trained staffs than small- and medium-sized enterprises. A younger population with higher education is more likely to adopt Internet and e-commerce.
- The infrastructure disparity leads to e-commerce diffusion disparity. Current e-commerce activities are concentrated in large cities, coastal provinces, large enterprises, and among well-educated young people. The legal environment for e-commerce is better in large cities and coastal provinces because they publish local laws regarding e-commerce and IT infrastructure.
- Barriers to e-commerce diffusion include poor technical infrastructure, lack of security, lack of a system to monitor and guarantee buyer and seller credibility, and an inefficient delivery system. The lack of a credibility monitoring system extends to both vendors and individual consumers.
- Taxation and privacy, which are vital to e-commerce diffusion in many other countries, do not appear to be serious concerns yet. However, content censorship is among the top concerns.

<sup>1</sup> China is used in this paper as a shorthand reference to the People's Republic of China

- The most significant driving forces are government promotion and private entrepreneurial desire to make profits. Government initiatives include general promotion of the IT industry, an industrial and regulatory policy to foster competition among service providers, encouragement of E-government, and sponsorship of projects to mobilize public awareness, such as the "Enterprise Online Project" and "Home Online Project".
- The poor infrastructure for e-commerce in China pulled e-commerce back to a base building stage after an initial explosive stage. Significant diffusion can only occur after a solid infrastructure is built up, including the technical and legal infrastructure.
- Two examples, an E-store for residents in a local living complex and the E-system for college admissions, demonstrate e-commerce models unique in China.

**KEYWORDS:** globalization, e-commerce, China, diffusion.

## I. INTRODUCTION

As a large developing country with an ambition to become one of the world's economic superpowers, China sees its future closely tied to its information technology (IT) industry and to e-commerce deployment. This paper provides an overview of various environmental factors that could facilitate or retard e-commerce diffusion in China. The paper is divided into three sections—national environment (Sections II, III, and IV), national policy (Sections V through IX) , and conclusions about e-commerce (Section X though XII).

The national environment section examines infrastructures for e-commerce diffusion. These fundamental infrastructures include demographics, economics, IT deployment, and consumer readiness. This examination is supported by rich data in recent years, which is compared with data in other Asia-Pacific nations.

The national policy section investigates various policy perspectives regarding e-commerce diffusion. In particular, this paper discusses policy institutions and regulation models, enabling policies, e-commerce policies, legal framework, and special promotion efforts in detail.

The conclusion section summarizes findings for e-commerce diffusion in China. It starts by discussing business-to-business (B2B) and business-to-consumer (B2C) practice in China, including the key drivers and barriers. The section also discusses e-commerce with Chinese characteristics, and the political, social, and economic implications of e-commerce diffusion.

Overall, the paper is intended to serve as a foundation for further research and discussion on e-commerce diffusion in China.

## II. NATIONAL ENVIRONMENT

Since the adoption of the "economic reform" policy in 1978, China has been undergoing rapid economic and social change. This change is captured in the term "socialist market economy", which reflects China's ambition to transform its old socialist economy to a new market economy with Chinese characteristics. This concept of "socialist market economy with Chinese characteristics" means using market forces to improve the efficiency of China's economy while the State maintains control of political activity and guides the direction of the economy.

### POPULATION AND DEMOGRAPHICS

China is home to one-fifth of the world's population. With 1.295 billion people in 2000, it ranks as the most populated country in the world. About 64% of China's population lives in rural areas; 23% are under 14 years of age, and 70% between 14 and 65 years old (Table 1). The

predominantly rural population helps to explain the low penetration rates of computer ownership and Internet users in China. In addition, China is culturally and ethnically diverse with more than 50 different ethnic groups. Its provinces often contain more people than most European countries. This diversity and the centralized political structure make maintaining state authority both a priority and a challenge. The Internet is viewed as a potential tool that can either strengthen or weaken the government's political and economic control.

Compared with other large Asian countries, China can be categorized as a typical developing nation in Asia. As shown in Table 2, China's demographic indicators, such as urban population percentage and age groups, are commensurate with other developing countries including India and Thailand.

Table 1. Demographic Indicators for China

<i>Indicator</i>	<b>Year 2000 (% of the total)</b>
Population (1,000,000)	1,295 (100%)
Urban population (1,000,000)	467.0 (36.09%)
Population under 14 years of age (1,000,000)	289.8 (22.89%)
Population between 14-64 years of age (1,000,000)	887.9 (70.15%)
Population over 65 years of age (1,000,000)	88.1 (6.96%)

Source: China Statistics Bureau [2001]

Table 2. Demographic Indicators of Some Countries in Asia-Pacific

<b>Country</b>	<b>Population 2000<sup>a</sup></b>	<b>Urban Population (% of total) 2000<sup>b</sup></b>	<b>% Over Age 65 1999<sup>c</sup></b>	<b>% Under Age 15 in 1999<sup>c</sup></b>
Australia	19,157,000	84.70	11.83	20.75
China	1,295,330,048	32.10	6.84	25.45
Hong Kong	6,796,700	100.00	10.20	18.21
India	1,012,395,904	28.40	4.79	34.18
Indonesia	212,092,000	40.90	4.50	31.10
Japan	126,919,000	78.80	16.45	14.96
South Korea	47,300,000	81.90	6.45	21.79
Malaysia	23,270,000	57.40	4.02	34.08
New Zealand	3,830,800	85.80	11.26	22.04
Philippines	76,498,736	58.60	3.71	38.18
Singapore	4,017,700	100.00	5.53	18.25
Taiwan	22,257,000	64.50	8.20	22.00
Thailand	60,606,948	21.60	5.50	26.23
United States	275,129,984	77.20	11.85	21.20
Asia-Pacific <sup>d</sup>	2,910,471,836	35.90	6.28	28.77
OECD <sup>e</sup>	1,115,304,202	77.55	12.63	20.43

<sup>a</sup>Source: International Telecommunication Union [2001], The data for population are mid-year estimates.

<sup>b</sup>Source: World Bank Group (2001), WDI definition: urban population is the midyear population of areas defined as urban in each country and reported to the United Nations. It is measured as a percentage of the total population.

<sup>c</sup>Source: World Bank [2001]

<sup>d</sup>Asia-Pacific here consists of the following countries: Australia, China, Hong Kong, India, Indonesia, Japan, South Korea, Malaysia, New Zealand, Philippines, Singapore, Taiwan, Thailand.

<sup>e</sup>OECD here denotes the OECD member countries, excluding Luxembourg, Slovakia, and Iceland.

### III. ECONOMY

China's 1978 economic reform policy apparently led to impressive economic growth. As shown in Table 3, China experienced annual growth rates in the double-digits from 1980 to 1995. In the late 1990s, the annual growth rates were maintained between 7 and 8%. This achievement designated China as the fastest growing economy in the world in the past two decades. The percentage of agriculture in total GDP declined continuously over the past two decades, while the percentage of service industries including transportation, postal, telecommunications, wholesale, and retail increased gradually. This trend signals a transition from an agricultural to a service economy.

Table 3. China's Gross Domestic Product (GDP)

	1980	1985	1990	1995	1996	1997	1998	1999	2000
GDP (Billion RMB)	451	896	1855	5848	6789	7314	7697	8207	8940
(in US\$ Billion)	54.3	107.9	223.4	716.6	817.9	881.2	927.3	988.7	1077
GDP AGR <sup>a</sup> (%)	n/a	13.2	12	12	9.8	8.6	7.8	7.2	8.3
% of Agriculture	30.1	28.4	27.1	20.5	20.4	19.1	18.6	17.6	15.9
% of Manufacturing	44.2	38.5	37.0	42.8	42.8	43.5	42.6	42.8	44.3
% of Construction	4.3	4.7	4.6	6.7	6.7	6.5	6.7	6.7	6.6
% of Transportation, Posts, & Telecoms	4.5	4.5	6.2	5.1	5.1	5.1	5.3	5.4	5.4
% of Wholesale & Retail	4.7	9.8	7.7	8.4	8.2	8.3	8.4	8.4	8.2
% of Others	12.2	14.2	17.4	17.1	16.8	17.5	18.4	19.2	19.5

Source: China Statistics Bureau [2001];

<sup>a</sup>AGR = Annual Growth Rate.

Note: one US\$ = 8.27 RMB throughout the paper

In the area of trade, significant changes occurred. During the 1980s, China experienced mostly trade deficits. The trade balance shifted to surpluses in the 1990s. Overall, both imports and exports increased significantly over the last two decades, as shown in Table 4.

Table 4. China's Foreign Trade in the Past Two Decades

	1980	1985	1990	1995	1996	1997	1998	1999	2000
Total Import (US\$B)	20.0	42.3	53.4	132	139	142	140	165	225
Import of Mechanic, Electric & Electronic Products (US\$B)	13.1	37.0	43.5	108	113	114	117	139	178
Total Export (US\$B)	18.1	27.4	62.1	149	151	183	184	195	249
Export of Mechanic, Electric & Electronic Products (US\$B)	9.0	13.5	46.2	127	129	159	163	175	224
Trade Balance (US\$B)	-1.9	-14.9	+8.7	+17	+12	+41	+44	+30	+24

Source: China Statistics Bureau [2001, p. 586].

In comparison with other nations in the Asia-Pacific region, China's economy enjoyed an outstanding growth rate, with an average of 8.62% annual growth between 1995 and 2000.

Meanwhile, China's 3.1% unemployment is below the average of Asia-Pacific nations. The consumer inflation rate was in the negative, well below the average in Asia-Pacific countries, as shown in Table 5.

Table 5. Economy of Asia-Pacific Nations

Economy	Unemployment Rate 2000 <sup>a</sup>	Inflation, GDP Deflator (annual %) 2000 <sup>b</sup>	Average GDP growth, 1995-2000 <sup>b</sup>
Australia	6.60	3.52	4.26
China	3.10	1.11	8.62
Hong Kong	5.00	-6.49	3.60
India	N/A	6.93	6.44
Indonesia	17.00	10.98	2.21
Japan	4.70	-.10	1.28
South Korea	4.10	-1.56	5.61
Malaysia	3.10	4.11	5.63
New Zealand	6.00	2.58	2.74
Philippines	10.10	6.68	3.73
Singapore	4.40	1.84	6.68
Taiwan	3.00	2.10 <sup>c</sup>	5.85 <sup>c</sup>
Thailand	2.40	1.59	1.85
United States	4.00	2.05	4.01
Asia-Pacific <sup>d</sup>	5.79	2.56	4.50
OECD <sup>e</sup>	6.56	4.79	3.43

<sup>a</sup>Source: International Labour Organization [2001]

<sup>b</sup>Source: World Bank Group [2002],

<sup>c</sup>Source: Taiwan Statistical Data Book, 2000.

<sup>d</sup>Asia-Pacific here consists of the following countries: Australia, China, Hong Kong, India, Indonesia, Japan, Korea, Malaysia, New Zealand, Philippines, Singapore, Taiwan, Thailand.

<sup>e</sup>OECD here denotes the OECD member countries, excluding Luxembourg, Slovakia and Iceland.

## INCOME DISTRIBUTION AND UNEMPLOYMENT

China's per capita GDP showed constant increases over the last two decades from 460 RMB (US\$55.4) to 7,078 RMB (US\$852.7) demonstrated in Table 6. The gap in average family annual incomes between the highest income families and the lowest income families widened, as shown in Table 7.

Table 6. GDP Per Capita and Unemployment Rate

	1980	1985	1990	1995	1996	1997	1998	1999	2000
GDP per capita (RMB)	460	863	1634	4854	5576	605	6307	6547	7078
(in US\$)	(55)	(103)	(196)	(584)	(671)	(729)	(759)	(788)	(852)
Unemployment (%)	N/A	1.8	2.5	2.9	n/a	n/a	n/a	3.1	3.1

Source: China Statistics Bureau [2001]

Table 7. Income Distribution in 2000  
(Urban Population Only; Rural Population Excluded)

	Lowest 10%	Next 10%	Next 20%	Next 20%	Next 20%	Next 10%	Highest 10%	Average
Average family annual income (RMB) (in US\$)	2,653 (319)	3,634 (437)	4,624 (557)	5,898 (710)	7,487 (902)	9,434 (1136)	13,311 (1603)	6,280 (756.6)

Source: China Statistical Yearbook, [2001], China Statistics Press.

Table 8. Wealth Distribution of Some Countries in Asia-Pacific

Wealth	GDP in billions US\$ 2000 <sup>a</sup>	GDP per capita 2000 <sup>a</sup>	Share of income or consumption, richest 20% 1987-1998 <sup>b</sup>	Share of income or consumption, poorest 20% 1987-1998 <sup>b</sup>
Australia	\$381.16	\$19,896.79	41.30	5.90
China	\$1,079.75	\$833.57	46.60	5.90
Hong Kong	\$163.25	\$24,018.68	N/A	N/A
India	\$479.40	\$473.53	46.10	8.10
Indonesia	\$153.26	\$722.59	44.90	8.00
Japan	\$4,677.10	\$36,851.05	35.70	10.60
South Korea	\$457.22	\$9,666.38	39.30	7.50
Malaysia	\$89.32	\$3,838.46	53.80	4.50
New Zealand	\$50.28	\$13,126.50	46.90	2.70
Philippines	\$75.19	\$982.89	52.30	5.40
Singapore	\$92.47	\$23,014.73	N/A	N/A
Taiwan	\$307.85	\$13,831.59	39.26	7.12
Thailand	\$121.93	\$2,011.87	48.40	6.40
United States	\$9,962.65	\$36,210.70	46.40	5.20
Asia-Pacific <sup>c</sup>	\$8,128.19	\$2,792.74	44.96	6.56
OECD <sup>d</sup>	\$25,461.49	\$22,829.19	40.19	7.71

<sup>a</sup>Source: International Telecommunication Union [2001]

<sup>b</sup>Source: United Nations Development Programme [2001]. Dates for the data vary by country from 1987 to 1998.

<sup>c</sup>Asia-Pacific here consists of the following countries: Australia, China, Hong Kong, India, Indonesia, Japan, South Korea, Malaysia, New Zealand, Philippines, Singapore, Taiwan, Thailand.

<sup>d</sup>OECD here denotes the OECD member countries, excluding Luxembourg, Slovakia and Iceland.

As shown in Table 8, in comparison with other nations in the Asia-Pacific region, China's per capita GDP is lower than that in developed and newly industrialized countries, but higher than most other developing countries including India and Indonesia,

The relatively low incomes among Chinese consumers are shaping both patterns and pace of e-commerce diffusion in China. Owning a computer and connecting from home are not cheap for most consumers, which makes visiting Internet cafes/shops a popular alternative. Therefore, Internet cafes/shops emerged as a major business to promote Internet usage. Low incomes created barriers for B2C profitability, which propels B2C to focus exclusively on the small portion of high-income consumers, at least in the near future.



## HUMAN RESOURCES

Human resources are key to sustaining any economic and social developments. Education and training has been one of China's priorities for years. Adult literacy increased to 93.28% in 2000, as shown in Table 9.

Table 9. Education Indicators in China

Indicators	1990	1995	2000
Adult literacy (% of over age 15 can read and write)	N/A	N/A	93.28%
Primary education (million) (enrollment from 6 to 12 years age)	122.4	132.0	135.5
Secondary education (million) (enrollment from 12 to 18 years of age)	51.1	61.9	78.2
College Education (million) (college enrollment)	2.1	2.9	4.1

Source: *China Statistical Yearbook, [2001]*, China Statistics Press.

Four million, one hundred thousand students were enrolled in colleges in 2000. Among them, 387,000 were in IT programs in 398 universities, as shown in Table 10.

Table 10. IT Students Enrollment

	2000
University with IT Programs	398
Student enrollment	387,000
IT graduates (B.A.)	39,000
IT graduates (M.A. and Ph.D.)	2,100

Source: China Annual Report of Information Industry (2001).

This large IT student body generates roughly 40,000 graduates each year. Software engineer and IT technician in general became popular careers in the later 1990's. China's software engineers increased from 132,000 in 1998 to 186,000 in 2000, which indicates that most IT graduates were successful in landing jobs in their field after graduation. The growth details are illustrated in Table 11.

Table 11. Software Employment in China

	1998	1999	2000
Total software employees	132,000	150,000	186,100

Source: China Annual Report of Information Industry [2001].

## IV. INFRASTRUCTURE

Several infrastructures form the fundamental base for e-commerce diffusion. Among them, telecommunication, information technology, Internet, financial resources and delivery systems are the most significant.

### TELECOMMUNICATIONS INFRASTRUCTURE

China began accelerating the development of its telecommunications infrastructure in the late 1980s [Mueller & Tan, 1997]. On average, more than 10 million telephone lines were added to China's telecom network each year in the 1990's. Total telephone lines in China reached 145 million in 2000. While China's telephone penetration rate was only 0.3 per 100 capita in 1980, it



rose to 20.1 in 2000, as shown in Table 12. Many big cities and economically developed areas such as Beijing, Shanghai, and Guangdong reached telephone penetration rates of 40-50%. The remote rural areas often lag behind with single-digit penetration rates.

Table 12. Telecom Infrastructure

	1990	1995	1996	1997	1998	1999	2000
Total telephone users (million)	16.3	40.7	55.0	70.3	87.4	109	145
Tele-density (per 100 capita)	1.11	4.00	6.33	8.11	10.5	13.0	20.1
Total mobile phone users (million)	N/A	3.63	6.85	13.2	24.9	43.8	85.2
Annual growth of mobile phone users (%)	N/A	131.0	88.8	93.1	88.8	75.3	94.6
Total CATV users (families in million)	13	42	61	70	77	83	90
Total television sets (million)	160	300	321	340	360	N/A	N/A
Total investment(RMB billion)	N/A	90.9	96.2	116	162	149	195
(US\$)		(10.9B)	(11.5B)	(13.9B)	(19.5B)	(17.9B)	(\$23.4B)
Total revenue (RMB billion)	N/A	100	124	124	183	209	251
(US\$)		(12B)	(14.9B)	(14.9B)	(22B)	(25.1B)	(30.2B)

Source: compiled by authors from statistics published by MII and China's State Administration of Radio, Film & Television; ITU Statistics, 2002.

The wireless phone network in China experienced an even higher growth rate. Since the first TACS cellular phone system was installed in 1987, cellular phone subscribers increased an average 200% annual growth rate until 1993. After 1993, China's wireless phone subscribers nearly doubled each year. By the end of 2000, China's 85 million subscribers made it the second largest national market in the world. As mobile phone users reached 120.6 million at the end of July 2001 according to China's Ministry of Information Industry (MII's statistics on www.mii.gov.cn), China became the largest mobile communication market in the world, surpassing the 120.1 million users in the United States. Further growth is predicted by CCID Consultant Corporation, 210 million users in 2004, as China positions to expand its second-generation CDMA systems aggressively in the next few years and moves to third generation (3G) systems in the near future. This growth pattern will maintain China's position as the largest national mobile phone market in the world, which could guarantee its significant role in the development of m-commerce in the world.

Television sets are one of the most popular consumer products in China. In 1998, 360 million television sets were used by Chinese consumers, equivalent to about 28 TVs per 100 capita. This high television penetration rate makes e-commerce via television a great prospect. In addition, cable TV enjoyed an impressive growth in China since the early 1990s. Starting from only 13 million homes in 1990, China's CATV industry penetrated into 90 million homes in 2000. Two million more families are forecasted by China's State Administration of Radio, Film & Television to join the market each year through 2005.

China's telecom infrastructure is large in terms of absolute numbers. The 2000 total investment reached 195 billion RMB (US\$23.4 billion); the total telecom revenue was 251 billion RMB (US\$30.2 billion) in 2000. However, in comparison to other Asia-Pacific countries, China's penetration rates for several services are still quite low. While the data in 2000 showed a big gap between China and all the developed countries, China's penetration rates for telephone, mobile phone and CATV were even below the averages of Asian-Pacific countries (Table 13).

Table 13. Telecom Infrastructure in Asia-Pacific

Telecommunications Infrastructure	Telecom Investment as % of GDP, 2000 <sup>a</sup>	Main phones lines per 1,000 population, 2000 <sup>a</sup>	Cell phone subscribers per 1,000 population 2000 <sup>a</sup>	% Digital phone lines, 2000 <sup>a</sup>	CATV subscribers per 1,000 population 2000 <sup>a</sup>
Australia	.96	524.09	446.31	100.00	68.02
China	2.49	111.17	65.82	100.00	61.14
Hong Kong	.69	577.61	801.47	100.00	77.82
India	.61	32.04	3.53	99.80	38.52
Indonesia	.50	31.41	17.30	100.00	.15
Japan	.70	584.78	526.20	100.00	147.42
South Korea	1.70	463.67	566.94	80.94	177.42
Malaysia	.72	199.27	213.18	100.00	4.81
New Zealand	.58	499.90	563.33	100.00	4.44
Philippines	1.30	39.22	82.35	99.87	13.07
Singapore	.50	484.48	683.82	100.00	63.47
Taiwan	3.10	568.01	803.07	100.00	201.11
Thailand	.71	86.66	50.42	100.00	2.47
United States	.29	699.74	397.91	91.60	252.13
Asia-Pacific <sup>b</sup>	1.21	110.84	81.50	98.68	52.63
OECD <sup>c</sup>	.73	524.53	457.27	94.82	145.37

<sup>a</sup>Source: International Telecommunication Union [2001].

<sup>b</sup>Asia-Pacific here consists of the following countries: Australia, China, Hong Kong, India, Indonesia, Japan, South Korea, Malaysia, New Zealand, Philippines, Singapore, Taiwan, Thailand.

<sup>c</sup>OECD here denotes the OECD member countries, excluding Luxembourg, Slovakia and Iceland.

In summary, China's telecommunication infrastructure experienced rapid growth in the past two decades. However, the potential for further growth is still great given its low penetration rates in fixed telephone and mobile telephone services.

### INFORMATION TECHNOLOGY INFRASTRUCTURE

The consensus among government policymakers, industry executives, and academic researchers in China is that the IT industry is the industry sector driving China's economic growth since the 1980s. It is also considered the force to sustain future economic growth. To achieve this strategic long-term goal, China nurtures its domestic IT industry through many policy initiatives, including its plans to revitalize its electronics industry and to promote informatization.

Overall, China's IT industry experienced rapid growth since the late 1980s, as shown in Table 14. In 1999, China's IT hardware revenue reached US\$17.7 billion, software US\$2.19 billion and IT services US\$2.87 billion. With these revenues, China's IT industry accounted for 1.13% of its GDP in 1999. Total personal computers increased from 2.8 million in 1995 to 28.9 million in 2000.

Table 14. Information Technology Infrastructure

	1990	1995	1996	1997	1998	1999	2000
Total PCs (million)	.50	2.80	4.50	7.50	11.20	17.78	28.96
PC per 100 capita	0.04	0.24	0.36	0.60	0.90	1.42	2.32
Hardware revenue (US\$B)	1.20	5.80	7.60	10.90	14.10	17.70	22.70
Software revenue (US\$B)		0.82	1.11	1.35	1.66	2.19	2.87
IT Service revenue (US\$B)		0.93	1.36	1.78	2.25	2.87	3.88

Source: China Annual Report of Information Industry [2001];ITU Statistics 2002; Reed Electronics Research, Statistics [2001]

In comparison with other Asia-Pacific nations, China developed into a significant IT market. Further growth of China's IT market is predicted. However, PC ownership is only about 1.6% in China, which is below the average, but far behind advanced Asia-Pacific nations, as shown in Table 15. This low PC penetration rate certainly will affect e-commerce diffusion in China negatively.

Table 15. Information Technology Infrastructure in Asia-Pacific

IT Infrastructure	IT as % of GDP, 2000 <sup>a</sup>	PCs per 1,000 population 2000 <sup>b</sup>	IT Hardware Production, US\$M 2000 <sup>c</sup>	IT Hardware Exports, US\$M 1999 <sup>c</sup>
Australia	3.63	344.52	\$943.19	\$810.32
China	1.49	15.90	\$23,075.00	\$10,169.00 <sup>f</sup>
Hong Kong	1.87	382.73	\$1,737.51	\$11,359.41
India	.92	4.54	\$781.38	\$116.01
Indonesia	.57	9.43	\$1,029.00	\$1,146.00
Japan	2.50	315.16	\$55,339.56	\$25,697.98
South Korea	2.69	190.27	\$7,680.75	\$10,257.00
Malaysia	2.21	103.14	\$10,637.76	\$16,977.89
New Zealand	4.85	360.24	\$142.20	\$80.11 <sup>f</sup>
Philippines	1.28	19.35	\$2,484.00	\$3,300.00
Singapore	3.52	483.11	\$25,797.31	\$29,422.94
Taiwan	1.47	224.65	\$22,157.29	\$24,547.31
Thailand	1.07	37.95	\$8,730.92	\$7,936.51
United States	4.56		\$88,488.62	\$38,488.00
Asia-Pacific <sup>d</sup>	2.24	34.33	\$160,535.90	\$141,820.50
OECD <sup>e</sup>	3.60	312.01	\$231,341.80	\$182,730.10

<sup>a</sup>Source: International Data Corporation [2000]. , IT is defined as "the revenue paid to vendors (including channel mark-ups) for systems, software, and/or services.

<sup>b</sup>Source: International Telecommunication Union [2001]

<sup>c</sup>Source: Reed Electronics Research [2000].

<sup>d</sup>Asia-Pacific here consists of the following countries: Australia, China, Hong Kong, India, Indonesia, Japan, South Korea, Malaysia, New Zealand, Philippines, Singapore, Taiwan, Thailand.

<sup>e</sup>OECD here denotes the OECD member countries, excluding Luxembourg, Slovakia and Iceland.

<sup>f</sup>1998 data

## INTERNET INFRASTRUCTURE

As in the United States and many other nations, Internet use started with the academic community in China [Tan & Foster, 1999]. The Internet was first introduced in China via a connection established between China's Institute of High Energy Physics (IHEPnet) and Stanford University's research labs in the Bay area in 1991. This initial research linkage was eventually expanded to include many academic and research institutions with the establishment of CERNET (China Educational and Research Network). However, the commercialization and rapid expansion of Internet access and diffusion in China did not occur until 1995-1996 when multiple IT infrastructure programs and applications across diverse sectors were introduced through the Golden Projects promoted by the Chinese government [Clark, 1996]. In January 1996, the largest ISP in China, ChinaNET, successfully implemented the first commercially available Internet service across China. Since then, the Internet started to take off among various sectors in China.

Table 16 documents Internet users, computers with an Internet connection, international gateway bandwidth, and domain name registration under .cn since 1997. The survey results clearly point to a rapid growth since 1997. Internet users grew from only 600,000 in 1997 to 33 million in 2001. Computers with an Internet connection increased from 340,000 in 1997 to 12.5 million in 2001. Total bandwidth to the global Internet increased to 7,597 Mbps in 2001 from 30 Mbps in 1997. Domain names under the .cn domain climbed from 5,000 in 1997 to 127,000 in 2001.

Table 16. Internet Infrastructure in China

	1997	1998	1999	2000	2001
Internet users (million)	0.62	2.10	8.90	22.50	33.70
Computers with Internet connections (million)	0.34	0.75	3.50	8.92	12.54
International gateway bandwidth (Mbps)	30	143	351	2799	7597
Domain names (.cn) (thousand)	5	18.4	48.7	122.1	127.3

Source: CNNIC [2001].

Among China's Internet users, the majority relies on dial-up services to get on-line. Table 17 details the distribution of broadband and dial-up users. In 2001, about 63% of users were relying on dial-up connections to access the Internet. Twenty percent used broadband technologies. The remaining 17% deployed both dial-up and broadband access technologies. The technology distribution categorizes China's Internet as a narrow-band-based network.

Most broadband users (Table 17) use ISDN lines from their offices, homes, or Internet cafes. As shown in Table 18, other broadband access means including cable modem and ADSL were not widely deployed by 2000.

Table 17. Internet Users in China

	1997	1998	1999	2000	2001
Total user (million)	0.620	2.10	8.90	22.50	33.70
Broadband user (million)	0.155	0.40	1.09	3.64	6.72
Dial-up user (million)	0.465	1.49	6.66	15.43	21.33
Both dial-up & broadband user (million)	n/a	0.021	1.15	3.43	5.65

Source: CNNIC [2001]

Table 18. Internet Users among Different Access Technologies in China in 2000

Technologies	Dial-up Modem	ISDN	ADSL	Cable Modem
Percent of users	79%	15%	3%	3%

Source: User Survey by MII's Telecommunication Information Research Institute.

As shown in Table 19, Internet user demography changed in China between 1997 and 2002 [Tan & Clark, 2000]. The gender gap gradually closed, with 40% female users and 60% male users in 2001. However, the age gap did not change significantly. Eighty percent (80%) of Chinese Internet users are still 35 years old or younger, which strongly suggests that the Internet in China belongs to the younger generation.

Table 19. Internet User Demographics in China

	10/97	07/98	01/99	07/99	01/00	07/00	01/01	07/01	01/02
Male Users (%)	87.7	92.8	86	85	79	74.5	69.6	61.3	60.0
Female Users (%)	12.3	7.2	14	15	21	25.5	30.4	38.7	40.0
Users at and under 35 years old (%)	84.1	91.1	89.8	88.9	88.2	87.6	83.8	79.8	79.9
Users over 35 years old (%)	15.9	8.9	10.2	11.1	11.8	12.4	16.2	20.2	20.1

Source: CNNIC [2000]

## ENTERPRISE INFRASTRUCTURE

In general, IT infrastructures are poor for small and medium-sized enterprises in China. Large enterprises IT infrastructures are better because these firms tend to have larger IT budgets. Based on a survey conducted by China's State Economic and Trade Commission in 2000, the following are year 2000 results among the 100 corporations that had the highest IT investments among various enterprises in China in 2000.

- Basic IT infrastructure (Office Automation, Management Information System): Totally deployed in 16.7% of enterprises; partially deployed in 81.1% of enterprises.
- Comprehensive IT infrastructure (ERP, MRPII, CIMS): Totally deployed in 16.5% of businesses; partially deployed in 50.5%; not deployed in 33%.
- 87% had complete Intranet and Web sites by 2000
- 37% conducted some kind of e-commerce.

The above data is based on enterprises with heavy IT investment; IT infrastructure in average enterprises in China is poorer. China's program, "2000—year for enterprises on-line," certainly boosted the deployment of overall IT infrastructure among enterprises. However, Chinese enterprises generally lag far behind their counterparts in developed countries such as the United States (Table 20).

## FINANCIAL AND DELIVERY INFRASTRUCTURE

The credit card is a relatively new transaction method in China: the first card was issued in Guangdong province in 1985. The number of credit cards and debit cards grew rapidly, with 330 million new cards issued in 2000. However, the usage rate is surprisingly low. Based on a year-2000 survey in 12 large cities, including Beijing and Shanghai, 20% of residents owned a credit or debit card, but only 9% of them used their card at least once a week. Twenty-four percent of them used the card 2-3 times a month. The remaining cardholders used their cards only a few times a year. In general, credit and debit cards are used only in high-end department stores, luxury hotels, and restaurants.

China's postal delivery system is mostly dominated by the de facto monopoly, China Posts, which provides complete national coverage. Compared with counterparts in advanced nations, China Posts' delivery time is long and its service quality is poor, particularly in remote and rural areas. Express delivery services by China Posts are often available in big cities and economically developed provinces, but rarely extended to remote and rural areas. International services are

Table 20. Internet Infrastructure in Asia-Pacific Nations

Internet Infrastructure	Internet hosts per 1,000 population 2000 <sup>a</sup>	Internet users per 1,000 population 2000 <sup>a</sup>	Access cost, 30 hours, peak, US\$ 2001 <sup>b</sup>	Access cost, 30 hours, off-peak, US\$ 2001 <sup>b</sup>
Australia	84.35	344.52	\$23.71	\$23.32
China	.05	17.37	\$9.69	\$9.69
Hong Kong	33.69	382.73	\$29.27	\$29.27
India	.04	4.94	\$15.75	\$15.75
Indonesia	.13	9.43	\$15.39	\$15.39
Japan	36.57	370.95	\$58.36	\$58.36
South Korea	8.41	402.54	\$13.52	\$10.15
Malaysia	2.93	159.00	\$10.76	\$10.76
New Zealand	90.09	216.66	\$26.11	\$26.11
Philippines	.25	26.14	\$37.69	\$37.69
Singapore	43.76	298.68	\$5.09	\$4.97
Taiwan	49.23	281.26	\$5.16	\$4.94
Thailand	1.05	37.95	\$14.46	\$12.22
United States	292.83	346.58	\$22.05	\$22.05
Asia-Pacific <sup>c</sup>	3.02	41.61	\$20.38	\$19.89
OECD <sup>d</sup>	91.76	256.03	\$39.43	\$29.66

<sup>a</sup>Source: International Telecommunication Union [2001].

<sup>b</sup>Source: International Telecommunication Union [2002].

<sup>c</sup>Asia-Pacific here consists of the following countries: Australia, China, Hong Kong, India, Indonesia, Japan, South Korea, Malaysia, New Zealand, Philippines, Singapore, Taiwan, Thailand.

<sup>d</sup>OECD here denotes the OECD member countries, excluding Luxembourg, Slovakia and Iceland.

often jointly offered by China Posts and foreign carriers such as UPS. Cargo services are offered by airlines, railway systems, trucking carriers, and boat transportation companies in big cities. However, these services are very different from UPS in many ways. For example, goods are often not delivered to a customers' office or home. They have to be picked up at the service providers' central warehouses. This method must improve in order to facilitate e-commerce activities. In many cases, especially within a metropolitan area, e-commerce service providers are hiring, or even establishing their own, private delivery networks. No sophisticated national private courier company yet exists. Meanwhile, e-commerce diffusion is mostly likely to create opportunities for various delivery firms to be reorganized and to grow.

### Individual Consumer Readiness

Chinese Internet users conduct many e-commerce transactions over the Internet. Based on CNNIC's survey [CNNIC 2001], 9% of Internet users purchased things on-line by January 2000. This number increased to 31% in January 2002, as shown in Table 21.

Table 21. Percentage of Internet Users Who Purchased Products On-line

Purchased on-line	01/00	07/00	01/01	07/01	01/02
Yes (%)	8.79	16.28	31.67	31.9	31.6
No (%)	91.21	83.72	68.33	68.1	68.4

Source: CNNIC [2002]

Buyers voiced many concerns about on-line transactions. Table 22 suggests that system security, suppliers' credibility, and inconvenient payment systems are top concerns.



Delivery delay is another serious problem. The high-level of concern about system security and suppliers' credibility suggest a lack of trust of e-commerce providers. This issue will not be resolved simply by upgrading technologies, but

Table 22. Major Concerns Among On-line Buyers

	07/99	01/00	07/00	01/01	07/01	01/02
Security	30%	36.5%	31.8%	31.2%	33.4%	31.0%
Payment inconvenience	22%	17.7%	13.3%	12.6%	11.5%	11.8%
Product quality, service, credibility	34%	27.7%	28.3%	32.0%	33.0%	30.2%
Delivery delay	6%	9.2%	10.1%	9.9%	8.7%	13.9%
Unattractive pricing	8%	7.8%	7.7%	7.4%	6.6%	6.3%
Reliability of on-line information	N/A	N/A	7.3%	5.9%	6.0%	6.3%
Others	N/A	1.1%	1.4%	1.0%	0.8%	0.5%

Source: CNNIC [2001]

will require e-commerce providers to establish their credibility among consumers over a longer time period.

### OTHER FACTORS

Other factors that could be significant barriers to e-commerce diffusion in China include:

- **Language barrier**  
The computer is designed mostly for Western languages rather than for Asian languages that are based on symbolic characters. Chinese is a language that requires extra effort to type on a keyboard. While some technologies such as voice recognition and handwriting recognition are being developed to ease this input difficulty, these technologies are either not mature or widely deployed.
- **Content Barrier**  
Most Web site content on the Internet is written in English, which is not mastered by most Chinese, especially older generations. Web contents in Chinese, however, increased in recent years. We believe that the availability of a significant amount of Chinese content and a large number of e-commerce Web sites will determine e-commerce diffusion to a large extent.
- **Computer Literacy**  
Because computers are not widely deployed in China's daily living and working environment, the opportunity for ordinary users to acquire computer skills is limited. In many cases, users need some kind of training program before they can become regular Internet and e-commerce users.

## V. NATIONAL POLICY

### POLICY INSTITUTIONS AND REGULATION MODELS

E-commerce emerged as a new and dynamic field in the world, including in China. Many policy and regulatory issues fall into the overlapping territories of multiple traditional policy agencies. On one hand, policies in China are initiated and formulated by government ministries and bureaus, although they often compete with each other in battle over "turf". For example, when the issue concerns the IT infrastructure and services for e-commerce activities, the Ministry of Information Industry is the decision-maker to develop relevant policies. When issues are beyond the responsibilities of one specific agency, such as content regulations, several agencies either cooperate or compete for the decision-making authority.

On the other hand, a central task force, the Informatization Leading Group, was established in 2001 directly under the State Council. The major functions of the Leading Group lie in



coordinating government ministries and bureaus and settling disputes among them, mostly through the Leading Group's political power. Its ultimate goal is often to ensure that various e-commerce policies serve the interests of the state, rather than the limited interests of a specific government ministry. Two important macro-level commissions, the State Development and Planning Commission and the State Economic and Trade Commission, are between the State Council and the ministries. These two commissions oversee funding and the operation of state-owned enterprises. The overall structure for e-commerce policy is shown in Figure 1. This structure is consistent with China's overall policymaking model regarding IT [Tan, 1999]. Final policy is often issued in the name of the State Council.

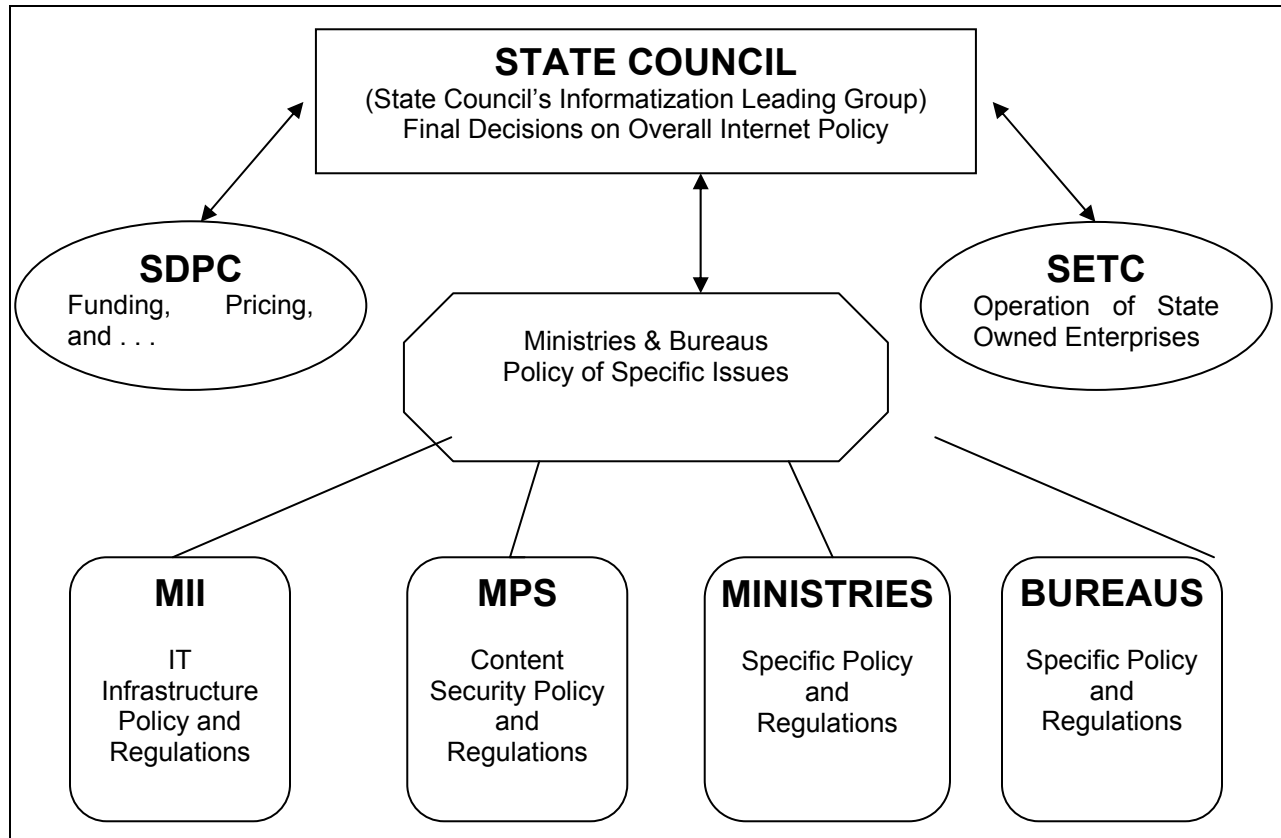


Figure 1. Government Policy Institutions

The policy institutions and their e-commerce related responsibilities are listed in Table 23. The most influential ones include the State Council's Informatization Leading Group, State Development and Planning Commission, State Economic and Trade Commission, Ministry of Information Industry, and Ministry of Foreign Economic and Trade Cooperation. The Informatization Leading Group has a broad perspective and overall responsibility for IT policy in general and e-commerce in particular. The State Development and Planning Commission are responsible for funds for IT infrastructure development and deployment, including e-commerce. The State Economic and Trade Commission has the power to make policy for institutional restructuring and the operation of state-owned e-commerce players. The Ministry of Information Industry regulates and oversees China's IT industry. The Ministry of Foreign Economic and Trade Cooperation is responsible for making policies regarding international e-commerce issues.

Table 23. Policy Institutions in China

<i>Institution</i>	<b>Policy Responsibilities Regarding E-Commerce</b>
State Council Informatization Leading Group	<ul style="list-style-type: none"> <li>• Coordinates government ministries and bureaus regarding IT policy, including e-commerce.</li> <li>• Ensures that various e-commerce policies are serving the interests of the state.</li> </ul>
State Development and Planning Commission	<ul style="list-style-type: none"> <li>• Oversees funds for IT infrastructure development and deployment.</li> <li>• Oversees many pricing policies.</li> </ul>
State Economic and Trade Commission	<ul style="list-style-type: none"> <li>• Makes policy for institutional restructuring.</li> <li>• Oversees the operation of state-owned e-commerce players.</li> </ul>
Ministry of Information Industry	<ul style="list-style-type: none"> <li>• Regulates and oversees China's IT industry.</li> <li>• Regulates and oversees China's IT infrastructure for e-commerce services.</li> </ul>
Ministry of Foreign Economic and Trade Cooperation	<ul style="list-style-type: none"> <li>• Policies regarding international e-commerce issues.</li> </ul>
Ministry of Science and Technology	<ul style="list-style-type: none"> <li>• R&amp;D for e-commerce services, including hardware and software.</li> </ul>
Ministry of Education	<ul style="list-style-type: none"> <li>• Human resources development and training for e-commerce.</li> </ul>
People's Bank of China	<ul style="list-style-type: none"> <li>• Makes policy regarding electronic currency and certificate authorization.</li> </ul>
State Bureau of News and Publications	<ul style="list-style-type: none"> <li>• Policy regarding publication and trade of news, books and other publications through e-commerce.</li> </ul>
State Bureau of Industry and Commerce	<ul style="list-style-type: none"> <li>• Licensing policy for e-commerce business operations.</li> </ul>
Ministry of Public Security	<ul style="list-style-type: none"> <li>• Network security, encryption, and content regulation.</li> </ul>
State Bureau of Radio, Film, and Television	<ul style="list-style-type: none"> <li>• Policy regarding e-commerce through cable TV systems.</li> <li>• E-commerce regarding audio and video products.</li> </ul>
Provincial and Local Governments	<ul style="list-style-type: none"> <li>• Provincial and local policy regarding E-commerce in their territories.</li> <li>• They are ahead of central governments in many cases.</li> </ul>

In summary, the three kinds of decision-makers have their own characteristics. The Leading Group for Informatization is a political 'task force' that is led by China's top leaders and is closely tied to the agenda of these top political leaders. Its power of coordinating and influencing other agencies and ministries are mostly political, which includes the nominations of ministers. The interministry commissions, the State Development and Planning Commission and the State Economic and Trade Commission mostly rely on their control of funding for the entire industry to influence the ministries and corporations. Ministries and other agencies implement their agendas through publishing regulations and issuing operation licenses to control corporations and individuals.

## **ENABLING POLICIES**

### **Telecommunications Liberalization—From Monopoly to Competition**

The telecommunication system is one of the vital infrastructures for E-commerce diffusion. China's telecom infrastructure used to be run by a monopoly, the Ministry of Posts and Telecommunications, until the early 1990s. Since the introduction of the first competitor, China Unicom, in 1993, China's telecom infrastructure gradually transformed into a competitive market

for state-owned corporations, as shown in Table 24. The only remaining monopoly sector is cable TV service. At the time of publication, foreign capital and domestic investments were not able to enter this market on a large scale because of regulation restrictions.

Table 24. Players in China's Telecom Infrastructure

	China Telecom	China Netcom	China Unicom	China Mobile	China Railcom	China Satcom	China Cable
Local wired phone	*	*	*		*		
Mobile Phone			*	*			
Long-distance	*	*	*		*		
Data Services	*	*	*	*	*		
Satellite Services						*	
Value-added Services	*	*	*	*	*	*	
Cable Services							*

Source: Ministry of Information Industry.

Clearly, China's telecommunications infrastructure is becoming more liberalized and competitive. Minister Jichuan Wu of the MII reiterated this trend of market openness and competition in a recent speech at the 2002 Pacific Telecommunications Conference [Wu, 2002] while emphasizing the necessity of maintaining regulations to create and foster fair competition. This shift toward market liberalization is further evident in the split of China Telecom into two separate and competitive operators, China Telecom (South), which keeps using the name of China Telecom, and China Netcom, which is a merger of China Telecom (North), the former China Netcom, and the former JiTong corporation. The ultimate goal is to foster further competition among operators and nurture 4 to 5 large state-owned operators before China's telecom market is fully open to foreign investments.

As far as market share is concerned, the data varies among sectors. Local access services are still mostly China Telecom's (plus future China Netcom) monopoly. Cable TV is also a monopoly business. However, mobile phone services are about 75% provided by China Mobile and 25% by China Unicom. Data services and value-added services including IP telephone are even more evenly distributed among competitors.

### Internet Service Operation—a Competitive Market with Two Levels

Internet service is another vital foundation for the diffusion of E-commerce. In China, Internet service is categorized as a value-added service that is open to domestic players. However, China's policy divided its Internet service operators into two categories: Interconnecting Networks (INs) and Access Networks (ANs). The interconnecting networks are directly linked to the global Internet through international leased lines. So far, only eight IN licenses are granted to the two academic networks, CERNET and CSTNet, and the six commercial networks, ChinaNET, ChinaGBN, UNINET, CNCnet, CIETNET, and CMNET.

#### Interconnecting Networks (INs)

The eight interconnecting networks are closely tied to government agencies and large telecom service operators, as illustrated in Table 25. The Ministry of Education operates CERNET; the CSTNet is developed within the Chinese Academy of Science. ChinaNET is a service of China Telecom. ChinaGBN is operated by the JiTong Communications Corporation. UNINET is the Internet arm of China Unicom. CNCnet is the Internet branch of newly licensed China Netcom. CIETNET, which is controlled by the Ministry of Foreign Economic and Trade Cooperation, is the Internet service provider for foreign trade related institutions and corporations. CMNET is the Internet business of China Mobile. While the former China Netcom, China Telecom (North), and JiTong corporation were merged into China Netcom, it is not yet known whether and how CNCnet, ChinaNET, and ChinaGBN will also be merged into one network in the near future.

Table 25.China's Interconnecting Networks (INs)

Networks	Owner	Users
CNET	Ministry of Education	K-12 and higher education institutions.
CSTNET	Chinese Academy of Science (CAS)	Research and development institutions
CIETNET	Ministry of Foreign Economic & Trade Cooperation	Foreign trade related institutions and corporations
ChinaNET	China Telecom	Individual & corporation users
ChinaGBN	JiTong Communications Corp.	Individual & corporation users
UNINET	China Unicom	Individual & corporation users
CNCNET	China Netcom	Mostly corporation users
CMNET	China Mobile	Mobile Internet users

Source: CNNIC [2001] .

### Access Networks (ISPs)

Access Networks in China are the equivalent to ISPs in the Western world. They provide access and content services to end-users. However, they do not have the legal right to obtain their own direct global interconnection. Any Chinese corporation, after meeting certain safety, legal, technological, and financial requirements, can file an application and be licensed as an ISP. Any ISP must be licensed by and gain global access through one of the eight interconnecting networks.

The eight interconnecting networks do not own most access networks in China. The ownership takes very different formats including foreign investments (not always officially legal in many cases), state ownership, quasi-state ownership, and private ownership. These access networks can expand their services into provincial, regional, or even national operations. Individual users in most cities can choose their service provider from several ISPs, which are often very competitive. The improving service quality and decreasing charges are often attributed to this competition.

### Foreign Investment Policy—Openness Led by China's WTO Concessions

Foreign investment in China has been very selective since China opened its doors in 1978 [Fan, 1992]. Manufacturing, including IT hardware and software sectors, were gradually opened to foreign investments since the 1980s. However, most service sectors, including telecom services, insurance, and banking, closed their doors to foreign investments.

On December 11, 2001, China was officially accepted into the World Trade Organization (WTO). By joining the WTO, China committed to open many sectors to foreign direct investment, including telecommunications services, insurance services, and banking services. The openness to foreign investment will be a gradual process and will take years to accomplish. Taking telecom services as an example, according to the agreements, China will retain its majority control by setting the foreign investment cap at 49%. It will take five years for fixed network services to reach the investment cap. Foreign investors in mobile telecommunications are allowed a 25% share immediately on China's accession to the WTO. After a three-year period, foreign ownership will be allowed to rise to 49%. Internet and e-commerce related businesses are value-added ones, which allow more flexibility of foreign investment. The openness to foreign investment, driven by China's joining the WTO, is expected to bring China closer to global criteria in terms of policy and regulations.

### E-COMMERCE POLICY

It is worthwhile to note that some provincial and local governments are ahead of the central government in formulating e-commerce policies. For example, Guangdong province

published laws governing e-commerce in its territory. This is another reflection of geographic disparity, which will lead to widely varying diffusion patterns in different geographic areas. Provinces do not coordinate their policies with one another. Sections VI through IX are a general review of various policy issues [Zheng, 1999].

## VI. TAX TREATMENT OF ELECTRONIC TRANSACTIONS

China's tax system is quite different from that of many other nations. In everyday commerce activities, vendors are required to pay various taxes on their revenues. These taxes are then distributed among local governments and state agencies. However, since consumers are often not charged sales tax, E-commerce is viewed and treated the same as regular commerce. E-commerce vendors are required to pay the same kinds of taxes as regular vendors. Public discussions about favorable tax terms to e-commerce per se are rare, except for favorable tax terms to high-tech firms in general, which could include e-commerce vendors.

## VII. E-GOVERNMENT INITIATIVES

Government is considered one of the vital driving forces for e-commerce diffusion. Launched in January 1999, China's "Government Online Project" is sponsored by China Telecom and the Information Center of State Economic and Trade Commission. Funds often come out of the existing budgets of various government agencies. A specific Web site, <http://www.gov.cn>, promotes this government on-line project. The goal is to propel government agencies to the front to adopt Internet and e-commerce.

Two steps were initiated to carry out the project effectively.

1. The first step helps government agencies build a presence on the Internet through setting up their Web sites. This step has been successful, with more than 70% of government agencies establishing their Web sites by the end of 2001[[www.gov.cn](http://www.gov.cn)]. As shown in Table 26, domain names under gov.cn experienced a steady increase from 340 in March 1997 to 4784 in March 2001.

Table 26. Domain Names Under .gov.cn

	3/1997	3/1998	3/1999	3/2000	3/2001
Total domain names under .gov.cn	340	431	1,210	2,972	4,784
% of Total domain names under .cn	2%	7%	5%	4%	4%

Source: CNNIC [2001].

2. The second step is to conduct government services on-line and to share data and publications on-line. So far, success is limited by poor IT infrastructure, lack of IT skills among staff, and poor legal and business infrastructures among government agencies [[www.gov.cn](http://www.gov.cn)]. However, e-government is viewed as one of the sectors that could see rapid diffusion of e-commerce. Current efforts focus on the establishment of laws and regulations by agencies including the State Council's Informatization Leading Group, the upgrading of related infrastructures, and the training of government servants.

## VIII. R&D AND OTHER INCENTIVES TO THE PRIVATE SECTOR

The Chinese government sponsors R&D by providing research grants to public research institutions and private sectors. Most R&D funds are centrally administrated by the Ministry of Science and Technology. Funds are allocated mostly based on applicants' technology capabilities and the peer evaluation results of proposals. Internal R&D funds are available in some ministries. Based on its published documents [Xinhua news agency, 2001], China will sponsor R&D e-commerce activities in the following areas between 2002 and 2007:

- Certificate authorization (CA) system; payment system; and supply chain management system.
- Enterprise database systems.
- E-commerce platforms to enhance Chinese enterprises' participation in global trade and cross-national production networks.
- Trial e-commerce service operations in certain sectors and feasibility studies of business operation models.
- Critical software and hardware technologies for e-commerce.
- Development of technical and transactional standards, in particular, the interconnection standards among different platforms and systems.

## IX. LEGAL FRAMEWORK

### ELECTRONIC SIGNATURES

After the signing of the U.S. digital signature law by then President Clinton in 1999, China felt increasing pressure to develop its own policy regarding this issue. Academic researchers and policymakers are studying the issue of electronic signature, and a law is expected to be published no later than 2003.

### SECURITY AND CRYPTOGRAPHIC SYSTEMS

Consumers list security and encryption as the top concern in many surveys. This concern results in part from China's overall technical and legal environment being too weak to fight fraud effectively. The security area also involves multiple government agencies. Several agencies oversee some aspect of the security issue, and each developed specific policy covering its own concerns.

Content control is regulated by different agencies for different concerns. The National Bureau for Information Protection is concerned with the impacts of information publication/leaking on national security. It is the bureau to determine what kind of security information could be published on-line and what could not be put on-line. State Councils' News Offices regulates the publication of news reports on any topics and determines whether they could be put on-line and which Web sites could publish the news. The Ministry of Information Industry coordinates the blocking of "indecent" foreign content.

The safety of China's Internet operation is the responsibility of the Ministry of Information Industry. Licensing network products for security is a joint coordination between the Ministry of Public Security and the Ministry of National Security. Encryption policy and implementation are handled by National Encryption Code Commission. The Ministry of Public Security is responsible for investigating any criminal cases.

### PRIVACY

Although privacy is one of the major concerns for e-commerce diffusion in many nations, it is not on the list of major concerns among Chinese consumers, based on various surveys [CNNIC, 2001]. This attitude could be related to Chinese culture, where privacy is neither highly valued nor well respected. In the near future, policy and regulations regarding privacy are not likely to be developed and published. Privacy might be a potential issue for e-commerce diffusion in the long run as consumers become more concerned about safeguarding their personal information.

### INTELLECTUAL PROPERTY PROTECTION

Protection for both on-line and off-line intellectual property rights has been a top priority for Chinese lawmakers in recent years. Intellectual property legislation is viewed as a vital base for the healthy development of the software industry and audio-video industry, as well as e-commerce. The State Council published China's Directive for Computer Software Protection back



in 1991. Relevant laws on copyright protection of on-line publications and audio-video products were also published by the State Intellectual Ownership Bureau and the State Custom Bureau.

The major challenge is poor enforcement, which is closely related to the general income and culture of consumers. The relatively low income of most individuals in China makes buying a software product expensive. Meanwhile, Chinese culture tends to value hardware products, and software products are often undervalued or even thought to have no value. The combination of low income with the lack of respect to software products makes illegal copying a popular practice. E-commerce activities for software products have to fight this attitude. One theory is to argue that, over time, income will catch up and intellectual property rights will be protected and honored.

### **CENSORSHIP**

Censorship is one of the most sensitive and significant policy issues in China related to E-commerce diffusion [Tan, Mueller & Foster, 1997; Tan & Lu, 1998; Tan, Foster & Goodman, 1999]. The government censors all kinds of subject matter in the society, including news, publications, radio broadcasting, television programs, and movies. Subject matter is highly regulated by several government agencies, including the Propaganda Department of the Chinese Communist Party, the State Bureau of Broadcasting, Film and Television, the State Bureau of News and Publications, and the Ministry of Public Security.

The emergence of the Internet and e-commerce created a potential threat for the government to lose its censorship control. However, the Internet and e-commerce could not be denounced since they are considered the driving force of China's economic growth. Facing this dilemma, China is trying to extend its censorship model for the off-line world to the on-line world. The underlying policy thinking is to open the Internet and e-commerce for economic benefits while monitoring and controlling content to minimize "negative" social and political impacts. The logic and effectiveness of this policy are routinely challenged by the belief that the Internet, per se, makes any effort to filter and control content obsolete.

China's efforts focus on several different fronts. On the technical side, the government licenses only a limited number of networks that are connected to the global Internet through their gateways (see Table 25 in Section V and the accompanying discussion). Currently, only eight large networks are granted rights to run the gateways. By installing filtering software and firewalls in these gateways, China's Internet virtually converted into a national intranet [Tan, 1999]. Politically sensitive sites such as CNN.com and pornographic sites are routinely blocked from access by Internet users in China. This intranet structure gives the Chinese government the power to block any E-commerce services or sites from its domestic consumers.

Regarding individual consumers and ISPs, the Ministry of Public Security published several regulations, which made access to politically sensitive and pornographic information on the Internet illegal. Publishing, disseminating and trading "indecent" information are categorized as crimes. "Indecent" information includes national political and economic secrets. What will be significant for e-commerce diffusion is the treatment of political and economic secrets, which are often vaguely defined and arbitrarily applied.

### **POLICY TO PROMOTE INTERNATIONAL E-COMMERCE**

In general, China is promoting international e-commerce. Many e-commerce platforms were established to promote export of Chinese products and import of other countries' goods. The driving idea is to see whether the on-site semi-annual import-export fairs could be converted into virtual and always-on import-export fairs over the Internet. The Ministry of Foreign Economic and Trade Cooperation is charged with making policies regarding international e-commerce issues.

After joining the WTO in 2001, China was pressed to adopt policies consistent with WTO's criteria. However, specific policies on this issue are not yet published.



### **CERTIFICATE AUTHORIZATION (CA)**

The central government lagged behind in developing policy on CA, while several provincial governments moved ahead. No national law governs the nationwide CA system and its credibility. However, local governments in Beijing, Shanghai, Tianjing and Guangzhou published their local policies to implement CA within their own administrative territories.

### **FAVORABLE POLICIES FOR NETWORK ACCESS AND USAGE RATES**

Recognizing the unusually high cost of Internet usage, the government worked with telecom carriers to lower access charges. From this perspective, pricing is still regulated by the State Development and Planning Commission. The ultimate goal is to transform China's telecom service market from a monopoly to a competitive regime (see Section V).

## **X. PROMOTIONAL EFFORTS TO MOBILIZE PUBLIC AWARENESS**

In a country with centralized political, social and economic systems, the Chinese government is one of the vital players in promoting e-commerce diffusion and mobilizing public awareness. The government proactively initiates national projects. The 1990s featured the government's "Three Golden Bridges" project [Lovelock, 1997]. In 1999, the government began a three-step effort: the Government Online Project launched in 1999 [[www.gov.cn](http://www.gov.cn)], Enterprises Online Project in 2000 [[www.sinoeol.com](http://www.sinoeol.com)], and Home Online Project in 2001 [[www.sinohome.com](http://www.sinohome.com)].

In general, these projects are sponsored by major policymakers and implemented by major service providers. The projects are sponsored by the State Economic and Trade Commission and the Ministry of Information Industry. China Telecom, the Information Center of the State Economic and Trade Commission and fifty other organizations are involved in implementing the three projects.

The Government Online Project is part of the big e-government initiative, which was discussed in the section on government. The Enterprise Online Project was launched in July 2000 and a Web site, [www.sinoeol.com](http://www.sinoeol.com), was set up. The goal is one million small firms, 10 thousand medium-sized firms, and 100 large enterprises on-line within one year [CNNIC, 2001]. Enterprises can join three strategic channels over time: Green Path, Profit Route, and High-Speed E-commerce. The Green Path aims to provide a standardized channel and technical support for enterprises to create and maintain their Web sites for information publication purposes. The Profit Route would be an e-commerce portal created and maintained by service providers. Enterprises could join the portal and make business transactions through the portal. High-Speed E-commerce would be a packaged solution for enterprises to conduct B2B e-commerce for their own products within their own Web sites. The Web site and other technical solutions are provided by China's most significant ISP, China Telecom. The entire project could be viewed as a combination of government's political desire with China Telecom's business interests. However, the lack of funds and technical staff in many medium and small sized firms may undermine the ambition of this project.

The Home Online Project was launched in 2001 with its dedicated Web site at <http://www.sinohome.com/>. With the goal of promoting e-commerce to families, the Home Online Project focuses on establishing on-line local communities in metropolitan areas. It aims to offer various information services related to family life on-line.

While all three projects are under way, the most successful one to date is the Government Online Project with measurable growth in domain names by government agencies.

## CONCLUSIONS ON NATIONAL POLICY

Given the specific economic, infrastructure and policy environments, e-commerce in China could be characterized as being in a start-up stage with uneven diffusion among different geographic areas and different sectors with their own unique implementation strategies. The following features describe e-commerce in China [Deng, 2001].

- 90% of B2C transactions use COD (Cash On Delivery; pay upon receiving the goods) to settle payment.
- Vendors or e-commerce service providers, rather than special delivery firms, deliver most of the purchased goods.
- Pricing through e-commerce is the same as through traditional commerce.
- Many e-stores are not a 24-hour/7-day operation. They are open for certain days and certain time periods similar to traditional stores.

## XI. BUSINESS-TO-BUSINESS (B2B)

### B2B ACTIVITIES

Most B2B services in China were launched in 2000. China's overall environment leads to the dominance of "on-line trading markets" in the B2B sector, where service providers create Web sites to serve a large number of vendors and buyers, often small- and medium-sized enterprises. This model is popular, mostly because small- and medium-sized businesses do not have adequate IT investment, technical capabilities, and staff support to create and maintain their own e-commerce facilities. They must rely on a third party for a packaged solution. In 2000, on-line and off-line B2B transactions were 305 million RMB (US\$36.7 million) and 76 billion RMB (US\$9.1 billion), respectively, as shown in Table 27. These estimates were made by the respected domestic IT information consultant firm, CCID [2001a], which is closely tied to China's Ministry of Information Industry. Because of the variance of B2B definition and data collection methods, the size of China's B2B transactions comes from a wide range by different sources.

Table 27. B2B transactions in 2000

	On-line	Off-line
Total Transaction (million RMB)	305 (US\$36.7M)	76,700 (US\$9.24B)

Source: CCID[2001a].

Note: On-line means that payment is made on-line. Off-line means that part of the transaction is on-line, but payment is made off-line.

B2B e-commerce diffusion will, to a large extent, be determined by the pace of IT infrastructure development among enterprises. In the short-run, rapid diffusion is predicted with the dominance of "on-line trading market" services (CCID, 2001a).

### KEY B2B DRIVERS AND BARRIERS

One of the most significant key drivers is the Chinese government. China is still a government-dominated society. Promoting information technology is viewed by the government as both the bottom line to survive and the strategic means to grow. That is why the government launched "Government Online" and "Enterprises Online" to promote Internet and e-commerce among government agencies and enterprises. This driver is based both on the economic and political agenda. Another driver is the desire of enterprises, especially larger ones, to connect to the global economy after China's WTO accession. Promoting B2B e-commerce is viewed as one of the basic requirements to enter global production networks, while it would also enhance the efficiency and effectiveness of Chinese firms. Further, B2B is viewed as one of the significantly growing sectors in China in the near future by both Chinese and foreign IT service providers. The

potential profits would attract both domestic and foreign service providers to allocate more resources and implement more deployments, which would further drive e-commerce diffusion in China.

One of the most serious barriers would be the lack of trust among B2B participants. China does not have a solid legal and technical foundation to monitor and enforce the trust relationship among the parties involved. This lack of trust generally handicaps contract enforcement and delays the adoption of e-commerce. Another barrier could be the resistance from middle-level managers, especially in state-owned enterprises. The implementation of B2B e-commerce often eliminates managers' opportunities to manipulate their privileged power and sometimes even causes the loss of their jobs.

## XII. BUSINESS-TO-CONSUMER (B2C)

### B2C ACTIVITIES

In general, B2C did not succeed in taking off in China. This outcome is consistent with China's general environment. B2C is concentrated in large cities and coastal provinces where IT infrastructure is better and the number of Internet users is larger. The poor delivery system and lack of a general credibility monitoring system, plus a poor payment system, resulted in serious barriers to B2C market expansion. In addition, publication of government laws also lags behind. CCID [2001b] concluded that the B2C market would require much nurturing by service providers and the government to succeed in the near future.

Table 28. B2C Market in 2000

Total Transaction	390 million RMB (US\$46.9M)
% of payments conducted on-line	16.31%
Total B2C Web sites	205
% of Internet users, who made on-line purchases	36.4%

Source: CCID [2001b].

### KEY B2C DRIVERS AND BARRIERS

The most significant key driver is the potential profits for B2C service providers and entrepreneurs. B2C is viewed by both traditional service corporations and new technology-oriented firms and individuals as a great profit making opportunity. The large size of the Chinese market is especially appealing. B2C is also driven by young and well-educated consumers for convenience and timesaving factors.

However, B2C is particularly handicapped by the poor infrastructure, in general, and limited disposable income. The lack of a solid foundation for payment, delivery, and even trust systems makes B2C practice hard to implement. The low disposable income of Chinese consumers dilutes the impacts of market size.

In comparison with other Asia-Pacific nations, e-commerce in China lags behind, as illustrated in Table 29. Again, the market size is large and the growth rate is rapid, but China's hardware ownership and e-commerce transactions fall below the average for Asia-Pacific nations.

Table 29. E-commerce in Asia-Pacific Countries in 2000

E-commerce	Secure servers per 100,000 population 2000 <sup>a</sup>	Secure servers with strong encryption per 100,000 population 2000 <sup>a</sup>	B2B trade in US\$M 2000 <sup>b</sup>	B2C trade in US\$M 2000 <sup>b</sup>	% E-commerce Sales of GDP 2000 <sup>b</sup>
Australia	17.90	10.49	\$2911.51	\$1,506.56	1.16
China	.01	.01	\$1,288.56	\$364.13	.15
Hong Kong	7.92	4.66	\$458.41	\$241.59	.43
India	.01	.01	\$294.67	\$32.74	.07
Indonesia	.02	.02	\$150.58	\$42.51	.13
Japan	3.78	2.83	\$72,187.03	\$6,731.42	1.69
Korea	.73	.46	\$2,405.02	\$1,403.43	.83
Malaysia	.68	.34	\$194.99	\$123.76	.36
New Zealand	15.92	8.59	\$433.99	\$149.27	1.16
Philippines	.08	.05	\$149.25	\$68.63	.29
Singapore	12.90	6.75	\$955.39	\$180.59	1.23
Taiwan	1.65	.72	\$2,302.21	\$371.70	.87
Thailand	.19	.13	\$184.36	\$49.02	.19
United States	28.30	25.11	\$118,457.2	\$44,084.29	1.63
Asia-Pacific <sup>c</sup>	.39	.25	\$83,915.97	\$11,265.37	1.17
OECD <sup>d</sup>	10.09	8.39	\$268,500.3	\$69,146.65	1.33

<sup>a</sup>Source: Netcraft. Strong encryption is defined as having a key length greater than 40 bits.

<sup>b</sup>Source: International Data Corporation [2002]

<sup>c</sup>Asia-Pacific here consists of the following countries: Australia, China, Hong Kong, India, Indonesia, Japan, South Korea, Malaysia, New Zealand, Philippines, Singapore, Taiwan, Thailand.

<sup>d</sup>OECD here denotes the OECD member countries, excluding Luxembourg, Slovakia and Iceland.

### XIII. E-COMMERCE WITH CHINESE CHARACTERISTICS

Given diverse social, political, economic, and IT environments, E-commerce may take different forms of diffusion into a specific society. The following two examples provide some insights.

#### ON-LINE DEPARTMENT STORE FOR A LOCAL COMMUNITY

The first example involves a typical living complex with several 30-floor apartment buildings in Beijing [Wang, 2001]. The property management operates an e-store to serve its residents. Residents type in what they want to purchase from the e-store's Web site (they have the option to call the operator to place the order) before 11 a.m. everyday. The goods are ready for residents to pick up at 3 p.m. The e-store staff buy and sort out the goods during the four-hour window between 11 a.m. and 3 p.m. The payment is deducted from the deposit put down by registered residents. Delivery by the e-store's staff to residents' homes is an optional service with extra charges.

This e-store proved to be a successful case that combines on-line service with off-line services and bypasses potential barriers such as credibility and payment method. However, it is unlikely to be extended to a citywide or nationwide service.

### **ON-LINE STUDENT ADMISSIONS SERVICE FOR COLLEGES**

Entering a college is still very competitive for a high school graduate in China. A national entrance exam is offered every year in July. Universities then send their admissions people to every province's center to select the right students and grant them admission, mostly based on students' scores on the national entrance exam. The two major concerns are corruption and expenditures. Corruption occurs when university admissions staff misuse their authority and admit students based, not on their scores, but on their connections. Expenditures involve the cost of transportation, lodging, and staff time for each university to send out teams to each province.

E-commerce service was implemented to address these two concerns. Since 1999, all student profiles are brought on-line after the national entrance exam. Each university conducts its admissions remotely through the Internet. The process is more open and few human transactions are involved. Each action is recorded for audit. In addition, expenditures are reduced. From this perspective, E-commerce serves as a tool to lower costs and fight corruption. However, its implementation is opposed by those whose power is threatened.

### **POLITICAL, SOCIAL AND ECONOMIC IMPLICATIONS FOR E-COMMERCE DIFFUSION**

E-commerce is still in its infancy in China. It is premature to measure its implications yet. However, some trends and potential started to emerge.

At the macroeconomic level, e-commerce diffusion would generate great demand for IT products including software and hardware. While a certain part of the demand would be captured by multinational corporations, China would utilize this growth in IT demand as an opportunity to nurture its indigenous manufacturing base. Certain indicators point to the rapid growth of China's manufacturing capacity in PC production, telecommunications equipment, software, and consumer appliances [Tan, 2001; Kraemer & Dedrick, 2002]. On the application side, China is hoping to upgrade its enterprises to world standards through e-commerce and other IT infrastructures since upgrading will determine whether Chinese enterprises can survive in the global market after China's WTO concessions.

Meanwhile, e-commerce diffusion is also tied to political and economic reforms in China. As illustrated in the example of college student admission, e-commerce could certainly be deployed to fight corruption by publicizing the process and recording every transaction. At the same time, middle-level managers who have the power to grant special favor may simply block the diffusion of e-commerce for fear of losing their privileges.

In addition, e-commerce could either strengthen or weaken the power of the central and local governments to monitor and control the society and individual citizens, depending on how it is deployed. This uncertainty makes e-commerce a dynamic and complicated process that is closely tied to the political, social, and economic environment in China.

### **ACKNOWLEDGEMENT**

This research is a part of the Globalization and E-commerce Project of the *Center for Research on Information Technology and Organizations* (CRITO) at the University of California, Irvine. The material is based upon work supported by the National Science Foundation under Grant No. 0085852. Any opinions, findings, and conclusions or recommendations expressed in this material are those of the author(s) and do not necessarily reflect the views of the National Science Foundation.

*Editor's Note:* This article was received on August 27, 2002 and was published on January 31, 2003. It is the first in a series of papers that are products of the Globalization and Electronic Commerce Project, an ongoing study being conducted by the Center for Research on Information Technology and Organizations (CRITO) at the University of California, Irvine. This project examines the global diffusion of Internet-based e-commerce, how national environments and policies influence e-commerce use within countries, and the economic and social impacts of e-

commerce. The series is under the editorship of Kenneth L. Kraemer and Jason Dedrick of CRITO.

## REFERENCES

EDITOR'S NOTE: The following reference list contains the address of World Wide Web pages. Readers who have the ability to access the Web directly from their computer or are reading the paper on the Web, can gain direct access to these references. Readers are warned, however, that

1. these links existed as of the date of publication but are not guaranteed to be working thereafter.
2. the contents of Web pages may change over time. Where version information is provided in the References, different versions may not contain the information or the conclusions referenced.
3. the authors of the Web pages, not CAIS, are responsible for the accuracy of their content.
4. the author of this article, not CAIS, is responsible for the accuracy of the URL and version information.

CCID (2001a). *Survey on B2B E-commerce in China*. Beijing: CCID Consultant Corporation.

CCID (2001b). *Survey on B2C E-commerce in China*. Beijing: CCID Consultant Corporation.

China Statistics Bureau (2001). *China Statistics 2001*. Beijing: China Statistics Press.

China Electronics Industry Press (2001), *China Annual Report of Information Industry, 2001*.

Clark, T.H., & Sviokla, J.J. (1996). China Internet Corporation. Retrieved from Harvard Business School Case #9-396-299, Web site: <http://www.China.com>

CNNIC (2001). 2001 Annual Report of Internet in China. Retrieved from Web site: <http://www.cnnic.net.cn/annual/ann2001.shtml>

Deng, S. (2001). Research and Analysis: Development and Future Trends of E-commerce in China. *Commerce and Trade Economics*, 11/20/2001.

Fan, Yongming (1992). *FDI and China's Industrialization*. Shanghai, China: Shanghai Social Science Academy Press [in Chinese].

Goodman, S.; Burkhart, G.; Foster, W.; Press, L., Tan, Z., & Woodard, J. (1998). *The Global Diffusion of the Internet Project: An Initial Inductive Study*. Fairfax, VA: The MOSAIC Group.

International Data Corporation (2002). *Internet Commerce Market Model. Version 8.1*.

International Data Corporation (2000). *The 2000 IDC Worldwide Black Book*.  
International Labor Organization. LABORSTA, Table 3A. Retrieved at Web site: <http://www.ilo.org/stat>.

International Telecommunication Union (2002). *World Telecommunication Development Report 2002, Reinventing Telecoms*. Geneva: ITU.

International Telecommunication Union (2001). *Yearbook of Statistics 1991-2000*. Geneva: ITU.

Kraemer, K., & Dedrick, J. (2002). Enter the Dragon: China's Computer Industry. *Computer*, 35(2), 28-37



Lovelock, P., Petrazzini, B., & Clark, T. (1997). The Golden Projects: China's National Networking Initiative. *Information Infrastructure and Policy*, 5(4), 265-277.

Mueller, M., & Tan, Z. (1997). *China in the Information Age: Telecommunications and the Dilemmas of Reform*. Washington, D.C./Westport in CT: The Center of Strategic and International Studies (CSIS)/Praeger Publishers.

Reed Electronics Research (2000). *The Yearbook of World Electronics Data, 2000*.

Taiwan Statistical Data Book, 2000.

Tan, Z. (2001). Product cycle, Wintelism, and Cross-National Production Networks (CPN) for Developing Countries. *Telecommunication Policy Research Conference (TPRC)*. Washington, D.C.

Tan, Z., & Clark, T. (2000). Internet Diffusion in the USA and China. *INFO*, 2(6), 595-604.

Tan, Z., Foster, W., & Goodman, S. (1999). China's Unique Internet Infrastructure. *Communications of the ACM*, 42(6), 44-52.

Tan, Z. (1999). Regulating China's Internet: Convergence Toward a Coherent Regulatory Regime. *Telecommunications Policy*, 23(3/4), 261-276.

Tan, Z. & Lu, D. (1998). The State Borderline in the Cyberspace. In Bohlin E. and Levin, S. (Eds.), *Telecommunications Transformation: Technology, Strategy, and Policy* (pp. 281-296). Amsterdam, Berlin, Oxford, Tokyo, Washington D.C.: IOS Press.

Tan, Z., Mueller, M., & Will, F. (1997). China's New Internet Regulations: Two Steps Forward and One Step Back. *Communications of the ACM*, 40(12), 11-16.

United Nations Development Program (2001), *Human Development Report 2000*. New York & Oxford: Oxford University Press.

Wang, T. (2001). *The 2001 Blue Book of E-commerce in China*. Beijing: China Finance Press.

World Bank Group. WDI Data Query. Retrieved at Web site:  
<http://www.worldbank.org/data/dataquery.html>

World Bank (2001), *World Development Indicators 2001* [CD-ROM].

Wu, Jichuan (2002), "Meeting the Challenges of Global Informatization and Networking", Speech at PTC 2002, Hawaii. Retrieved at Web site: <http://www.mii.gov.cn/Mii/homepage.nsf/documentview/2002-01-17-22-EE4A2737D970A7D748256B45000248A9?OpenDocument>

Xinhua News Agency (2002), China's priority R&D fields, 12/12/01,

Zheng, Y., Pipe, R., Wu, G., & Fan X. (Eds., 1999). *China E-Commerce Development and Policy Decision*. Beijing: Chinese Finance and Economy Publish House.

## ABOUT THE AUTHORS

**Zixiang (Alex) Tan** is Associate Professor in School of Information Studies at [Syracuse University](#). His current research and teaching interests include telecommunications policy and regulation, new technology development and applications, industry restructure and competition. He publishes in many prestigious international journals including [Telecommunications Policy](#), [Communications of the ACM](#) and *INFO*. His co-authored book [China in the Information Age](#):



[Telecommunications and the Dilemmas of Reform](#) was jointly published by the [CSIS](#) and [Praeger](#). Dr Tan worked in the IT field for more than eighteen years, including several years with China's State Science and Technology Commission.


Dr. Tan received his Ph. D. from [Rutgers University](#). He holds a Bachelor and a Master degree in Electronic Engineering from [Tsinghua University](#) in Beijing, China and a second Master degree in Communications and Information Technology Policy from [SPRU](#) of [the University of Sussex](#) in UK.

**Wu Ouyang** is the Director of Center for Information Infrastructure and Economic Development at the Chinese Academy of Social Science and an associate professor of the Graduate School of the Chinese Academy of Social Sciences.

Mr. Ouyang's study focus on the area related to informatization including networks economics, telecommunications, and Electronic Commerce since middle of 1990s. Books and papers published by Mr. Ouyang included "Deregulating Telecommunications in the US", "Convergence in China: Barriers in the System, Business and Management", and "Some Issues in the Process of Restructuring Chinese Telecommunications Market".

Mr. Ouyang visited Canada, the Netherlands and US as a visiting scholar and worked as an affiliated researcher of Program on Information Resources Policy in Harvard University for one year. Mr. Ouyang received his Bachelor in Engineering from Tsinghua University and Master in Economics from the Graduate School of Chinese Academy of Social Sciences.

Copyright © 2003 by the Association for Information Systems. Permission to make digital or hard copies of all or part of this work for personal or classroom use is granted without fee provided that copies are not made or distributed for profit or commercial advantage and that copies bear this notice and full citation on the first page. Copyright for components of this work owned by others than the Association for Information Systems must be honored. Abstracting with credit is permitted. To copy otherwise, to republish, to post on servers, or to redistribute to lists requires prior specific permission and/or fee. Request permission to publish from: AIS Administrative Office, P.O. Box 2712 Atlanta, GA, 30301-2712 Attn: Reprints or via e-mail from [ais@gsu.edu](mailto:ais@gsu.edu).



# Communications of the Association for Information Systems

ISSN: 1529-3181

## EDITOR-IN-CHIEF

Paul Gray

Claremont Graduate University

## AIS SENIOR EDITORIAL BOARD

Cynthia Beath Vice President Publications University of Texas at Austin	Paul Gray Editor, CAIS Claremont Graduate University	Sirkka Jarvenpaa Editor, JAIS University of Texas at Austin
Edward A. Stohr Editor-at-Large Stevens Inst. of Technology	Blake Ives Editor, Electronic Publications University of Houston	Reagan Ramsower Editor, ISWorld Net Baylor University

## CAIS ADVISORY BOARD

Gordon Davis University of Minnesota	Ken Kraemer Univ. of California at Irvine	Richard Mason Southern Methodist University
Jay Nunamaker University of Arizona	Henk Sol Delft University	Ralph Sprague University of Hawaii

## CAIS SENIOR EDITORS

Steve Alter U. of San Francisco	Chris Holland Manchester Business School, UK	Jaak Jurison Fordham University	Jerry Luftman Stevens Institute of Technology
------------------------------------	--	------------------------------------	---

## CAIS EDITORIAL BOARD

Tung Bui University of Hawaii	H. Michael Chung California State Univ.	Candace Deans University of Richmond	Donna Dufner U. of Nebraska -Omaha
Omar El Sawy University of Southern California	Ali Farhoomand The University of Hong Kong, China	Jane Fedorowicz Bentley College	Brent Gallupe Queens University, Canada
Robert L. Glass Computing Trends	Sy Goodman Georgia Institute of Technology	Joze Gricar University of Maribor Slovenia	Ruth Guthrie California State Univ.
Juhani Iivari University of Oulu Finland	Munir Mandviwalla Temple University	M.Lynne Markus Bentley College	Don McCubbrey University of Denver
Michael Myers University of Auckland, New Zealand	Seev Neumann Tel Aviv University, Israel	Hung Kook Park Sangmyung University, Korea	Dan Power University of Northern Iowa
Nicolau Reinhardt University of Sao Paulo, Brazil	Maung Sein Agder University College, Norway	Carol Saunders University of Central Florida	Peter Seddon University of Melbourne Australia
Doug Vogel City University of Hong Kong, China	Hugh Watson University of Georgia	Rolf Wigand University of Arkansas	Peter Woolcott University of Nebraska- Omaha

## ADMINISTRATIVE PERSONNEL

Eph McLean AIS, Executive Director Georgia State University	Samantha Spears Subscriptions Manager Georgia State University	Reagan Ramsower Publisher, CAIS Baylor University
---	--	---

Reproduced with permission of copyright owner. Further reproduction prohibited without permission.